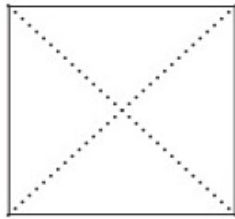


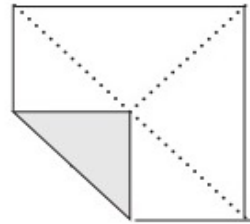
Pertame Chatter Boxes

How to fold your chatterbox

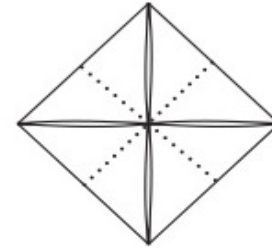
Fold each corner to the opposite corner



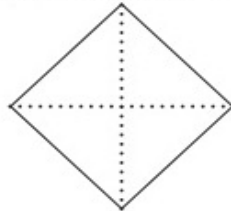
Fold all corners to the centre of the paper



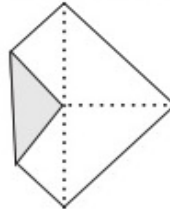
Now your paper should look like this



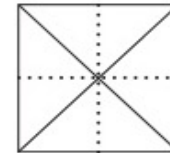
Now turn your paper over so the folds you just made are face down



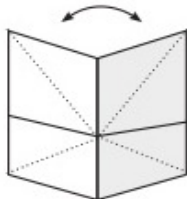
Now turn your paper over so the folds you just made are face down



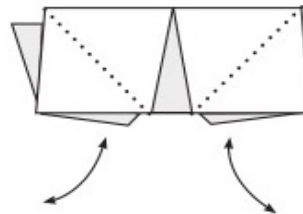
Your paper should now look something like this.



Now fold your paper in half vertically and horizontally



Now fold your paper in half vertically and horizontally



Finished!



Example

- 1. Colours
- 2. Animals
- 3. actions

